

ASSEMBLY INSTRUCTIONS - DUAL TO SINGLE FLOAT CONVERSION

RISER MOUNTED MODEL MP450S / MP550S

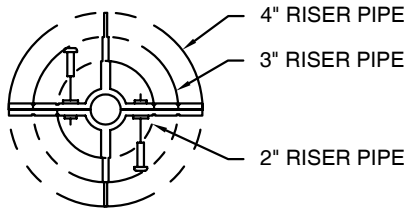
IMPORTANT! ALL of the following requirements must be met;

- Tank product is miscible in water.
- Probe length does not exceed 15 feet.
- Tank does not contain chemicals, solvents or heated products where standard PVC leader cable is used.
- Tank does contain chemical, solvent or heated products where chemical/heat resistant probe assembly and leader cable are used and confirmed to be compatible with stored product.
- Tank is not pressurized.

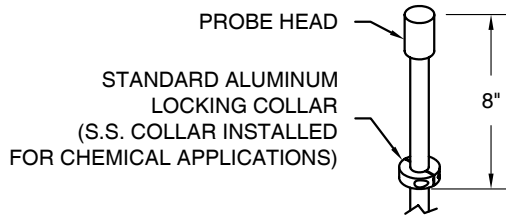
Questions? Contact Technical Support at (800) 209-7858

FOR INSTALLATION AND WIRING SEE TMS MANUAL

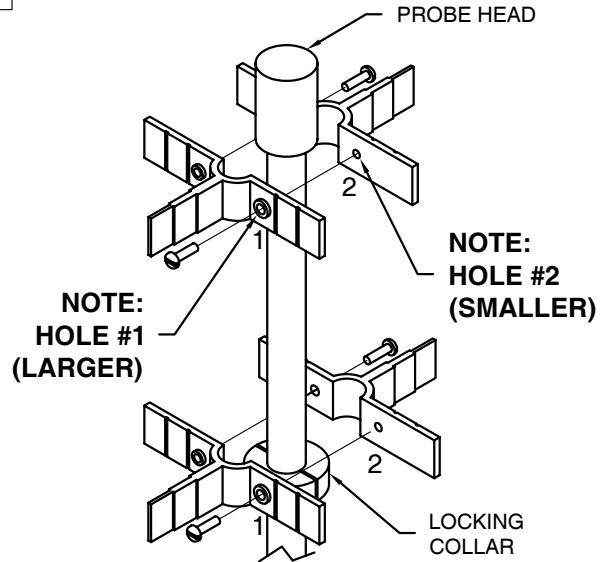
1 Trim spacers for the desired riser pipe diameter.



2 Verify that the bottom of the locking collar is located 8" from the top of the probe head and confirm that collar is secured.

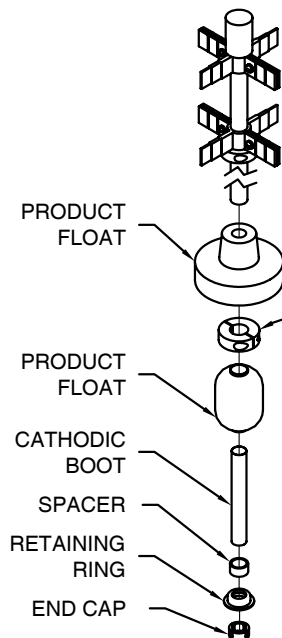


3 Assemble riser spacers.



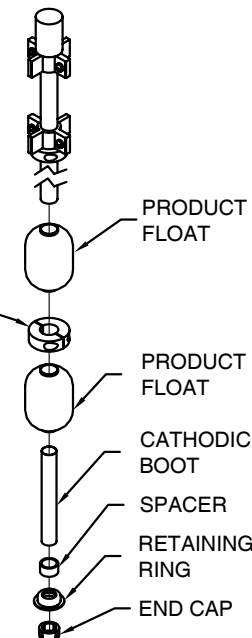
4 **4" RISER MOUNTING ASSEMBLY**

STANDARD APPLICATIONS



2" RISER MOUNTING ASSEMBLY

STANDARD APPLICATIONS



ALUMINUM* COLLAR
(SEE FIGURE 1)

* STAINLESS STEEL COLLAR MAY BE SUPPLIED FOR CERTAIN APPLICATIONS.

FIGURE 1

