

# ASSEMBLY INSTRUCTIONS - DIRECT MOUNTED MODEL MP45xS / MP55xS

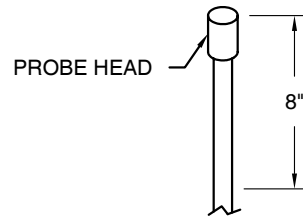
## Applies to the following installations;

- Probe lengths exceeding 15 feet.
- Chemical, solvent or heated tanks using standard PVC leader cable.
- Pressurized tanks. Consult with Technical Support for pressure limits.

**Questions? Contact Technical Support at (800) 209-7858**

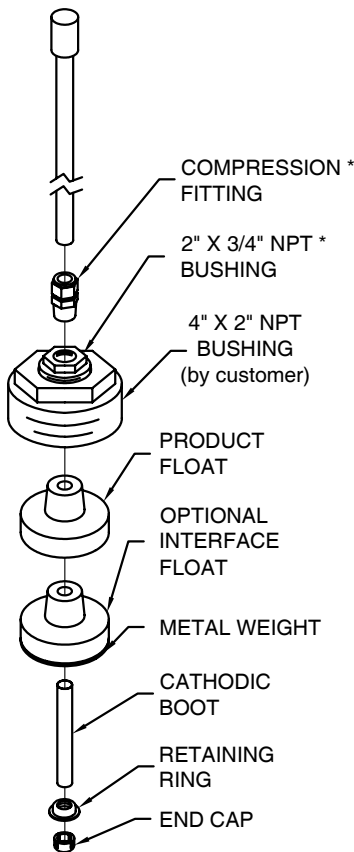
FOR INSTALLATION AND WIRING SEE TMS MANUAL

- 1** The top of the probe is an unengageable deadband. Verify that the probe is of sufficient length so that the float's magnet will not travel into this deadband.



## 2 4" DIRECT MOUNTING ASSEMBLY

### STANDARD APPLICATIONS

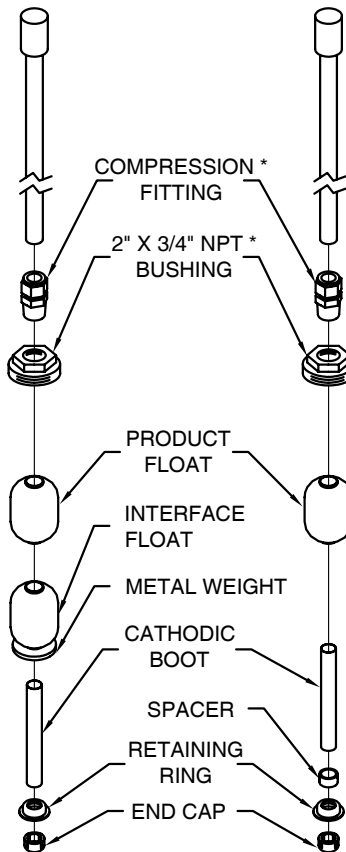


## 2" DIRECT MOUNTING ASSEMBLY

### STANDARD APPLICATIONS

#### WITH INTERFACE

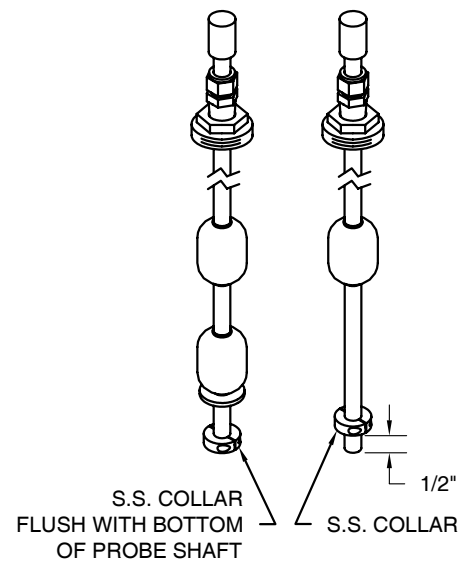
#### WITHOUT INTERFACE



### CHEMICAL APPLICATIONS

#### WITH INTERFACE

#### WITHOUT INTERFACE



\* PURCHASED SEPARATELY FROM PNEUMERCATOR AS MODEL NO. PK2-DMx.

