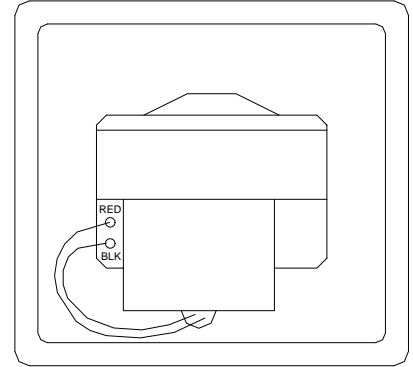


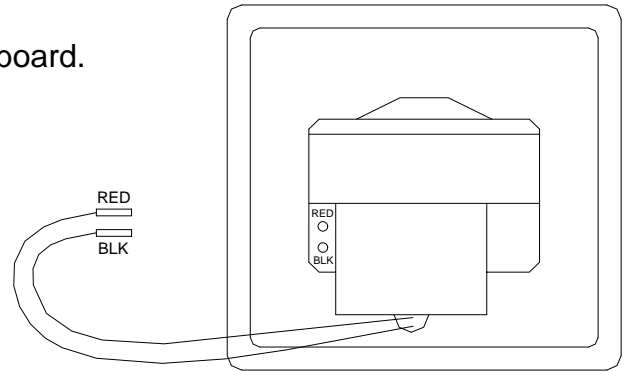
Model RA200 Line Filter Retrofit Instructions

1. Disconnect system power.
2. Remove the cover from the backbox.

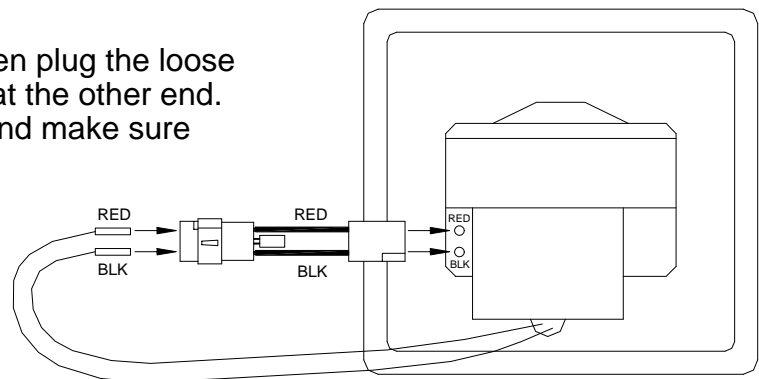
(VIEW SHOWN W/O BACKBOX)



3. Disconnect the black and red wires from the PC board.



4. Plug the line filter into the PC board, then plug the loose black and red wires into the connector at the other end. Follow the black and red color coding and make sure all connections are secure.



5. Re-assemble the unit and power up the system.